



Dear Year 3

Mrs Allen, Miss Preston and Miss Wear have all been working hard in school with their bubbles over the last few weeks. They are missing you all so much!

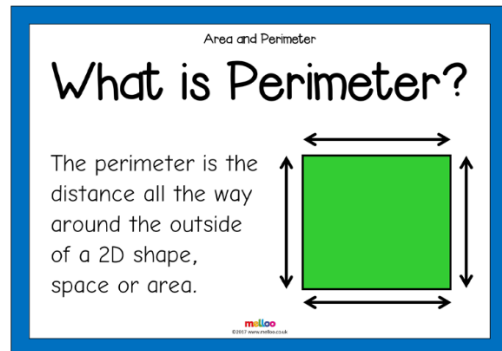
They would really like to hear what you have been up to whilst you've been at home- Perhaps, you could send in some photos of the work you have completed, any drawings, paintings or even any creations you have made!

Don't forget to paint a rock and add it to Sammi the Caring Snake of Wraysbury and Horton, which is outside the front of the school. How long do you think the snake will get?

They are all really looking forward to seeing you back here for our year group picnic where we can enjoy our lunch and an ice cream together!

See you all soon 😊

### Measure the perimeter of 2D shapes



Watch the below YouTube clip on Measuring Perimeter.

[https://www.youtube.com/watch?time\\_continue=82&v=6mopAgqjkVM&feature=emb\\_logo&safe=true](https://www.youtube.com/watch?time_continue=82&v=6mopAgqjkVM&feature=emb_logo&safe=true)

Can you find any 2D shapes that you can measure?

### White Rose Maths

In school, we follow the scheme White Rose Maths and they have very kindly created lessons for you to use at home. Each lesson features a short video presentation, an activity and some questions. Please try your best to attempt this week's lessons.

Please revisit any areas of Maths you may have missed on the White Rose website.

You may even want to use BBC Bitesize to help you.

<https://whiterosemaths.com/homelearning/year-3/>



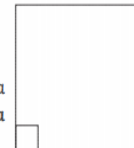
### Recognise and identify right angles

#### Is It A Right Angle?

An angle is where two lines meet.

A right angle is in the corner of a rectangle or square.

Look at the angles below. Decide whether each one is a right angle, bigger than a right angle or smaller than a right angle. Write down your answer on the line.



1. _____	2. _____
3. _____	4. _____
5. _____	6. _____

See if you can identify any angles at home. Can you make a list of what items you found that have right angles?

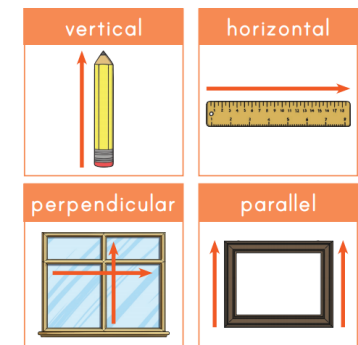
### Time

Don't forget to keep looking at a clock and working out what the time is! Can you tell the time 5 mins to and 5 mins past the hour?



### Identify horizontal, vertical and parallel lines

#### Types of Lines



Draw different lines and state which type they are. Measure your lines using different measurements, mm/cm/m.

### Times Tables

Keep practising your times tables. They are so important. Try these websites to help you!

<https://www.topmarks.co.uk/Search.aspx?q=time>

<https://www.timestables.co.uk/speed-test/>



## Jack and the Beanstalk Comprehension

Read the comprehension on Jack and the Beanstalk which has been uploaded onto the school website. Have a go at answering the questions in full sentences.



## Vipers - The Secret Sky Garden



What do you think the story is going to be about? Write down your prediction before listening to it.

<https://www.youtube.com/watch?v=a2b340yOQfl&safe=true>

## Spag- Using an apostrophe of possession with plural nouns.

A noun that shows ownership by more than one person is a **plural possessive noun**.

Add an **apostrophe ( ' )** to a plural noun that ends in -s to make it possessive.

example:

The ships' flags were waving in the wind.  
My parents' bedroom has a large closet.

Add an **apostrophe ( ' )** and an -s to form the possessive of plural nouns that do not already end in -s.

example:

The children's toys were scattered all over the floor.  
The women's softball team won first place.

Write the plural possessive form of each word in the parenthesis to complete each sentence.

1. The water was filled with the \_\_\_\_\_ nets. (fishermen)
2. Everyone knew the forest was the \_\_\_\_\_ territory. (wolves)
3. The \_\_\_\_\_ bedroom is painted blue. (boys)
4. The \_\_\_\_\_ cribs were in perfect rows at the nursery. (babies)
5. The \_\_\_\_\_ wings were very large. (airplanes)

## Spanish

Don't forget to keep practising your Spanish!

<https://www.bbc.co.uk/bitesize/articles/zgvs2v4>

1-20

Colours

Greetings



## Plants

How much of our plants topic can you remember? Have a go at completing the plants revision map on the school website.



## Jack and the Beanstalk

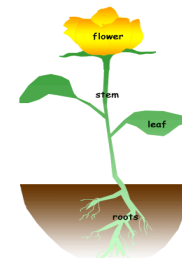
Rewrite the traditional story of Jack and the Beanstalk...

From the Giant's perspective.



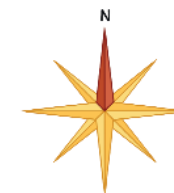
## Plants

This term we have done lots of work on plants. Create a fact file, leaflet or poster showing everything you have learnt about this topic. You may want to type it up or you could handwrite it! We would love to see them! Why not send them in to the school email address?



## Map skills

Have a go at drawing the compass below and labelling the different points. The top one is done for you (N for North).



Now have a go at creating your own map and write a set of instructions telling somebody how to get from one point on your map to another using the compass directions e.g. 5 steps south, 2 steps east, 1 step south west.

## Suggested websites

<https://www.doodlemaths.com/>

<https://www.timestables.co.uk/>

<https://classroomsecrets.co.uk/free-home-learning-packs/>

<https://www.bbc.co.uk/newsround>

<https://www.gonoodle.com/>

<https://www.youtube.com/user/CosmicKidsYoga>

<https://www.educationquizzes.com/ks2/>

<https://www.topmarks.co.uk/>

<https://www.activityvillage.co.uk/learn-to-draw>

<https://www.storylineonline.net/>

<https://www.themathsfactor.com/>

<https://tpet.co.uk/downloads/tag/home-learning/>

<https://www.bbc.co.uk/bitesize/levels/zbr9wmn>

<https://www.educationquizzes.com/>

<https://scratch.mit.edu/>

<https://www.nhs.uk/change4life/activities>

[www.purplemash.com](http://www.purplemash.com)

<https://www.mathswithparents.com>

<https://plprimarystars.com>

<https://families.jigsawpshe.com/stuck-at-home/>

<https://www.youtube.com/user/CosmicKidsYoga>

<https://www.youtube.com/user/mosetsanaga>

[https://www.weareteachers.com/virtual-author-activities/?utm\\_content=1584565321&utm\\_medium=social&utm\\_source=facebook](https://www.weareteachers.com/virtual-author-activities/?utm_content=1584565321&utm_medium=social&utm_source=facebook)