

Dear Year 3

Mrs Allen has been busy making phone calls to some of you and having lots of meetings this week. The blackbirds in her garden have started nesting again! What a busy pair they are! Her strawberries are starting to ripen and now she just has to get to them before the birds! She hopes you have managed to grow some plants and kept a diary of their progress.

Miss Preston enjoyed being in school last week and made donuts with the children, just like we did for World Book Day! Can you remember how we made them? She misses you all very much and loved speaking to most of you over the phone last week. This week has been lovely weather and Miss Preston has enjoyed having a bbq and spending time with her family.

Miss Wear was in school last week and was kept very busy. We were very lucky with the weather and spent lots of time outside! This week Miss Wear has been catching up on some work from home and has also spent some time in her garden enjoying the sunshine.

Do not forget to check out the home learning activities on the website, which have been updated with lots of new activities. They will help you with our next topics and areas of learning. Try to set up a routine where you do some school activities, exercise and have breaks in between.

Look after your families and be kind to each other!

Scroll down!

Maths Home Learning Grid

Challenge time! Find a dice. If you don't have one print off a dice net or make one by sticking the numbers on any cubed item e.g. a wooden block BUT look at a picture of a dice to make sure the dots are in the correct place.

1. Look at the faces of the dice. What do you notice?
2. Place 1 dice in a corner so that you can only see 3 sides like in the picture. Add up the total of the 3 faces you can see. Now move the dice around, what is the total of the 3 faces you can see? Keep moving the dice around so that different faces are visible. What is the highest total you can make? What is the lowest total you can make?
3. If you find this too easy get a second dice and place it on top of the first. The rule is the touching faces on the two dice must be the same number. Now you can see 5 faces. Which are the highest and lowest totals you can make now?



Take one number ...

Choose a 2 digit number.

- Write it in words
- Is it odd or even?
- Double it
- Halve it
- Find 1 more and 1 less
- Find 10 more and 10 less
- Round it to the nearest 10
- Multiply it by 10
- How many tens and how many ones are in your number

Start with number 24!

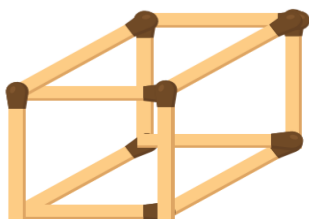


Open a packet of coloured sweets and create a graph to represent the different colours. What fraction of each colour is there? Now can you create a tally of the different colours? What is the difference between the most popular colour and the least popular colour?



Make a range of 3D shapes using match sticks, cut straws, or tooth picks. Join them together using playdough, blu tac or marshmallows.

Make a label for each shape. Identify and write down the properties of each shape.



Can you complete these shape challenges?

★ How many faces does a cube have?

★ What is special about the faces of a cube?

★ True or False? A cuboid has the same number of faces as a cube.

Year 3

★ Copy the Carroll diagram. One of the shapes is in the wrong place. Can you find it?

all sides equal		all sides not equal	

★ Add 4 more shapes into the correct columns.

Year 4

White Rose Maths

Please complete the following:

<https://whiterosemaths.com/homelearning/year-3/>

Summer Term- Week 5 (w/c 18th May).

Summer Term- Week 6 (w/c 1st June).

Please note there are no worksheets for these videos.

Keep practising your times tables. They are so important. Try these websites to help you!

Draw out a multiplication grid and time how long it takes you to fill it in. Keep trying this over a few days and record your times. Are you getting faster?

X	1	2	3	4	5	6	7	8	9	10
1										
2										
3										
4										
5										
6										
7										
8										
9										
10										

Dates: _____

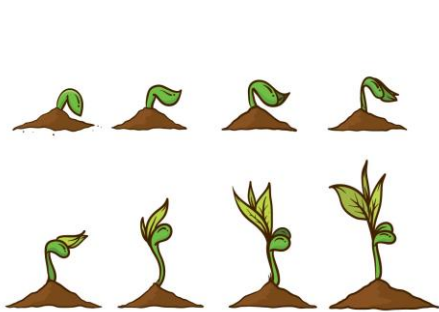
Time: _____

mins _____ secs _____

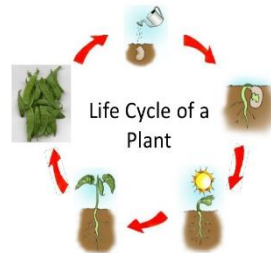
Record how long it takes you to complete.

English/Topic Home Learning Grid

What has happened to your seed now? Look back through your diary to see how it has progressed.



Using your research so far can you draw and label the life cycle of a plant.



What happens next? Look up the terms 'pollination' and 'seed dispersal.' What happens after the plant is fully grown?

This half term we are going to start to learn about the topic 'Light.' Use the websites below to start investigating this topic. Create a fact file of things you find out. Think about what you would like to know and write down any questions you want to investigate.

<https://www.bbc.co.uk/bitesize/topics/zbsgk7>

<https://www.sciencekids.co.nz/light.html>

Visit <https://www.pobble365.com/> Have a look at today's picture and scroll down to work through the activities. If today's picture does not inspire you then click on the calendar and choose a different date to find a new picture.



INVENTOR SCAVENGER HUNT

- Find something that you can turn.
- Find something that is bumpy.
- Find something that is metal.
- Find something you put together.
- Find 3 things that are round.
- Find something you twist.
- Find something shiny.
- Find something you can roll.
- Find a tube.
- Find 3 things that are squishy.
- Find something clear.
- Find something that can bounce.



Which book are you reading at the moment? Have you ever read a comic book? Have a go at turning your book or a scene from the story into a comic strip. Remember to add words to your boxes just like a real comic e.g. one day, suddenly, soon, finally.



Are you a Literacy Whizz?

Use each word in a sentence.

where were wear
there their they're
to too two

Here is a list of 5 tired words:

- went
- said
- happy
- looked
- then

Make a list of 5 synonyms for each tired word.

Every Thursday we clap for the NHS heroes that are working hard everyday to save lives.

Who is your hero? It could be somebody you know but it doesn't have to be. You might choose a nurse or a fireman or perhaps your hero is a footballer from your favourite team.

Draw a picture of your hero and write a description. Why are they special? What is it about them that inspires you? Don't forget to use adjectives, conjunctions and adverbs to make your writing really interesting!



Suggested websites:

<https://www.doodlemaths.com/>

<https://www.timestables.co.uk/>

<https://classroomsecrets.co.uk/free-home-learning-packs/>

<https://www.bbc.co.uk/newsround>

<https://www.gonoodle.com/>

<https://www.youtube.com/user/CosmicKidsYoga>

<https://www.educationquizzes.com/ks2/>

<https://www.topmarks.co.uk/>

<https://www.activityvillage.co.uk/learn-to-draw>

<https://www.storylineonline.net/>

<https://www.themathsfactor.com/>

<https://tpet.co.uk/downloads/tag/home-learning/>

<https://www.bbc.co.uk/bitesize/levels/zbr9wmn>

<https://www.educationquizzes.com/>

<https://scratch.mit.edu/>

<https://www.nhs.uk/change4life/activities>

www.purplemash.com

<https://www.mathswithparents.com>

<https://plprimarystars.com>

<https://families.jigsawpshe.com/stuck-at-home/>

<https://www.youtube.com/user/CosmicKidsYoga>

<https://www.youtube.com/user/mosetsanagaape>

https://www.weareteachers.com/virtual-author-activities/?utm_content=1584565321&utm_medium=social&utm_source=facebook